

Worksheet 1: The Clock

Name: _____ Date: _____ Course: 4°

Objective: - Telling the time.

Telling the time



It's ... **o'clock**

It's five **to** ...

It's five **past** ...

It's ten **to** ...

It's ten **past** ...

It's (a) quarter **to** ...

It's (a) quarter **past** ...

It's twenty **to** ...

It's twenty **past** ...

It's twenty-five **to** ...

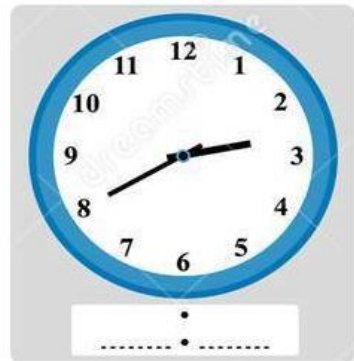
It's twenty-five **past** ...

It's half **past** ...

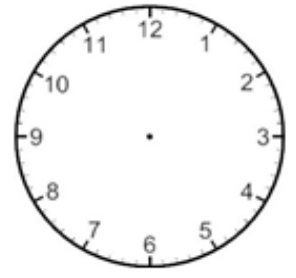
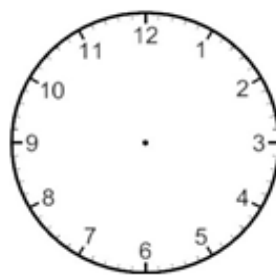
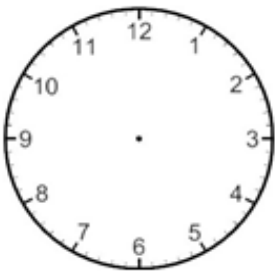
- | | |
|--|--|
| 2:00 - It's two o'clock . | 2:30 - It's half past two. |
| 2:05 - It's five past two. | 2:35 - It's twenty-five to three. |
| 2:10 - It's ten past two. | 2:40 - It's twenty to three. |
| 2:15 - It's quarter past two. | 2:45 - It's quarter to three. |
| 2:20 - It's twenty past two. | 2:50 - It's ten to three. |
| 2:25 - It's twenty-five past two. | 2:55 - It's five to three. |

1) Write the time of the clocks.

What time is it ?



2) Draw the arrows on the clock to show the time.



Half past 3	Quarter past 5	8 o'clock	Twenty to eleven
-------------	----------------	-----------	------------------

3) Write the time of the clocks with letters.



Five past 3	_____	_____
-------------	-------	-------



_____	_____	_____
-------	-------	-------